

Account Setup / Desktop Login

Log in to accounts—your content formats will display in categories and in the menu—then check out and enjoy!

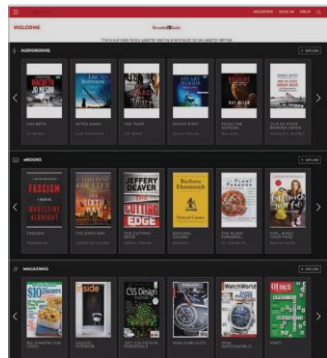
NOTE

If you don't see all content formats on your desktop, your library may have another RBdigital collection available. Go to eResources on your library's website for more information and set up another account to access additional RBdigital content. On mobile apps, you may access more than one account by switching your RBdigital profiles with My Account in the menu.

Access your library's RBdigital collection in a browser.

Choose **REGISTER** to create an account or sign in with an existing account.

1



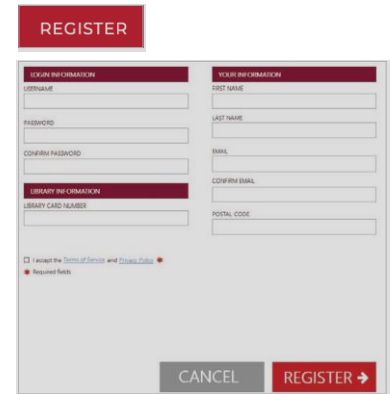
NEW USER:

Enter library and user information.

Review terms and privacy policy.

Click **REGISTER**.

2

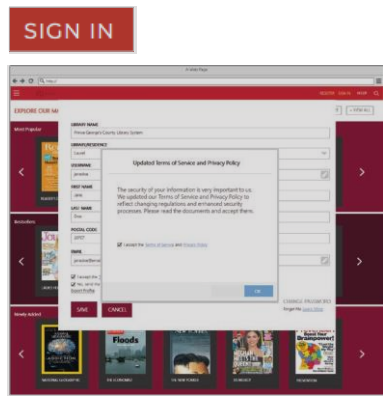


EXISTING USER:
Click **SIGN IN**.

Review terms and privacy policy and click **OK**.

Click **SIGN IN**.

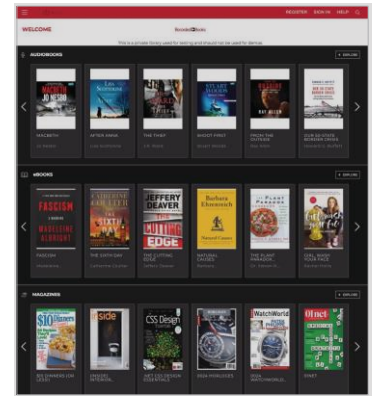
3



RBdigital will open to your library collection homepage.

Available content will display.

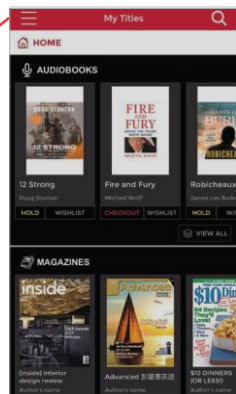
4



Select the **MENU** icon in the upper left-hand corner.




5



Scroll through the menu and select a category to view more content.

The menu will display content available at your library.

6



NOTE: Scroll through content formats and specific titles or services to view featured items. You may also search for additional items and/or tap on a title cover to open a detail page and complete checkout.



Mobile Login

Log in to accounts—your content formats will display in categories and in the menu—then check out and enjoy!

NOTE

If you don't see all content formats on your app, your library may have another RBdigital collection available. Go to eResources on your library's website for more information and set up another account to access additional RBdigital content. On mobile apps, you may access more than one account by switching your RBdigital profiles with My Account in the menu.


Download the RBdigital app.



Mobile apps require an existing RBdigital account.

Refer to the account setup / desktop login steps.

1

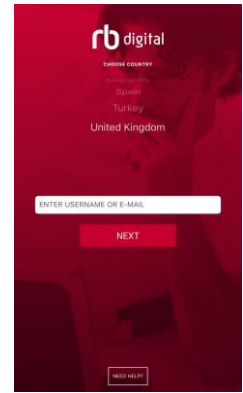


Open the app.

Choose your country.

Click **NEXT**.

2




Select your library (if prompted).

Enter password.


Click **NEXT**.

3

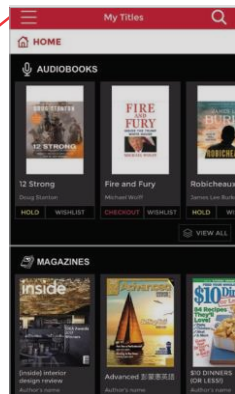


RBdigital will open to your library collection homepage.

4



Select the **MENU** icon in upper left-hand corner.




5

Scroll through the menu and select a category to view more content.

Menu will display content available at your library.

6



NOTE: Scroll through content formats and specific titles or services to view featured items. You may also search for additional items and/or tap on a title cover to open a detail page and complete checkout.

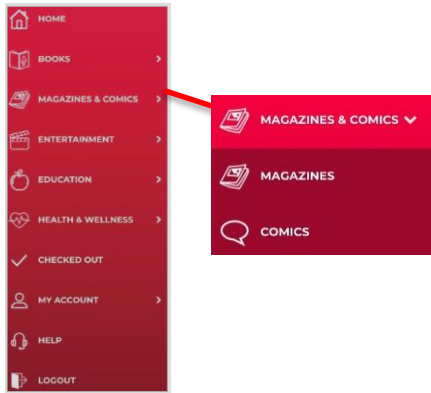
Finding and Checking out Magazines

Log in to accounts—your content formats will display in categories and in the menu—then check out and enjoy!

NOTE: Magazines are available for permanent checkout. Once you check out a magazine, you may keep in your personal collection for as long as you wish. You may also opt-in for notification of next-issue (or automatic checkout if available).

Open the menu and tap **MAGAZINES & COMICS.**

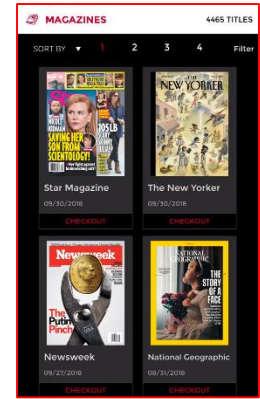
1



Tap content type and featured content will display.

Tap **CHECKOUT** to immediately check out newest issue.
Tap cover for details and access back issues

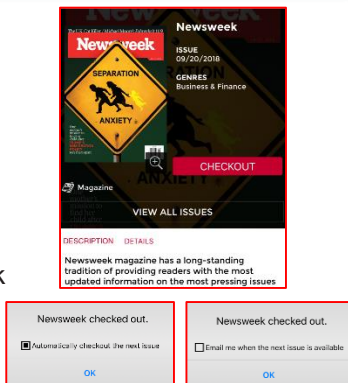
2



Tap **CHECKOUT** to add a magazine to your personal collection.

A checked out confirmation box appears asking if you want to automatically check out or get notified when next issue is available.

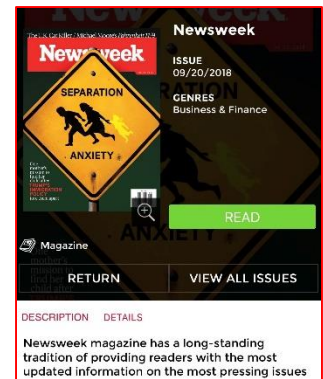
3



Tap **VIEW ALL ISSUES** to check out back issues (if available).

Tap **READ** to open a magazine.

4



Magazine opens.

Swipe or scroll left and right to move pages.

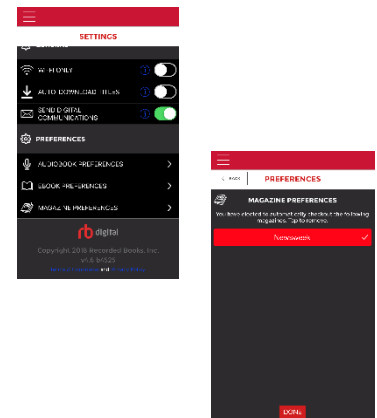
Tap page to open viewing options or tap X in upper left corner to exit magazine.

5



Tap **MY ACCOUNT** in **MENU** and **SETTINGS** to update download preferences and view your selected auto checked out titles (if available.)

6



NOTE: Magazines download to your device. The typical size is 50-300 MB.